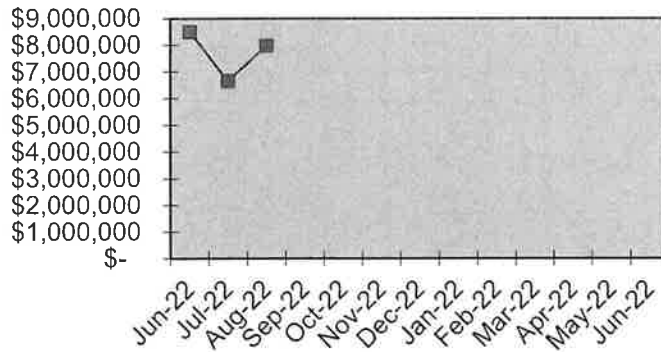


## River Valley School District Board Financial Report August 2022

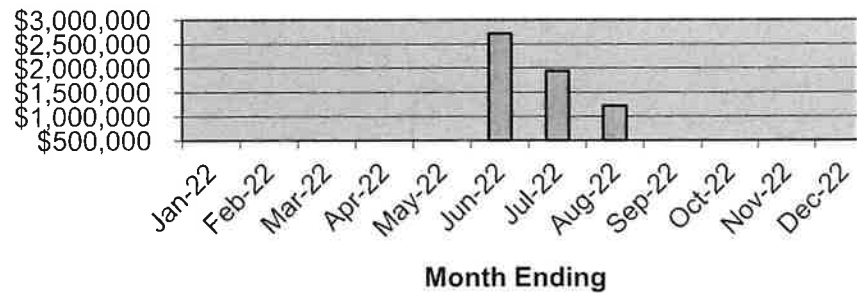
August-22

Month End Cash Balance	
	Actual
Jun-22	\$ 8,508,305
Jul-22	\$ 6,654,191
Aug-22	\$ 7,981,720
Sep-22	
Oct-22	
Nov-22	
Dec-22	
Jan-22	
Feb-22	
Mar-22	
Apr-22	
May-22	
Jun-22	
Checks	
	\$ Amount
Jun-22	\$ 2,719,282
Jul-22	\$ 1,939,133
Aug-22	\$ 1,219,372
Sep-22	
Oct-22	
Nov-22	
Dec-22	
Jan-22	
Feb-22	
Mar-22	
Apr-22	
May-22	
Jun-22	
Revenues	
	\$ Amount
Jun-22	\$ 2,197,060
Jul-22	\$ 224,981
Aug-22	\$ 3,024,311
Sep-22	
Oct-22	
Nov-22	
Dec-22	
Jan-22	
Feb-22	
Mar-22	
Apr-22	
May-22	
Jun-22	

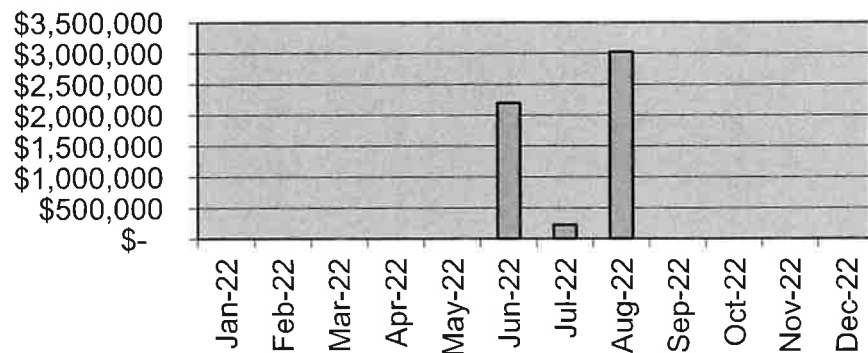
### Actual Cash Balance



### Check Disbursements



### Revenues



**August 2022**

**The Peoples Community Bank**

Beginning Balance	\$ 3,530,226.42
ADD: Total Credits	\$ 2,819,790.08
LESS: Total Debits	\$ 1,696,781.69
	<u>\$ 4,653,234.81</u>

**Local Government Investment Pool**

#1 (general account)	\$ 3,328,485.21
#2 (fund 49 - building fund)	\$ 665,354.43
#3 (fund 39 - debt service)	\$ -
#4 (Misc. Project)	\$ -

Subtotal \$ 3,993,839.64

**LESS: Short term loan** \$ -

Ending Balance \$8,647,074.45